

Subject Sharing for Primary 3 and Primary 4 Parents

22 January 2024



Content

1. English Language Programmes
2. English Syllabus
3. P3 & P4 English Assessments
4. Tips and strategies for English Language




ENGLISH LANGUAGE PROGRAMMES @ RIVERVALE



Learning English @ Rivervale

Language Carnival




Learning English @ Rivervale

Good Morning, Rivervale!



Learning English @ Rivervale

Storytelling @ Library



Learning English @ Rivervale

Character Parade

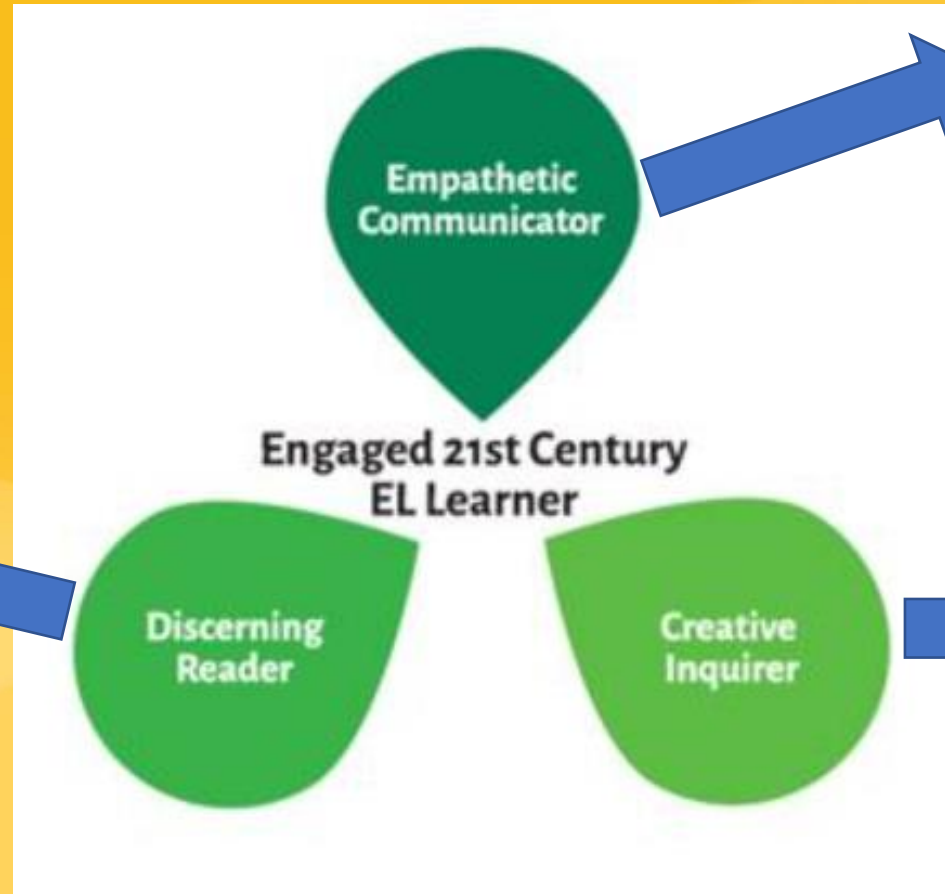


P3 & P4

ENGLISH SYLLABUS



English Syllabus



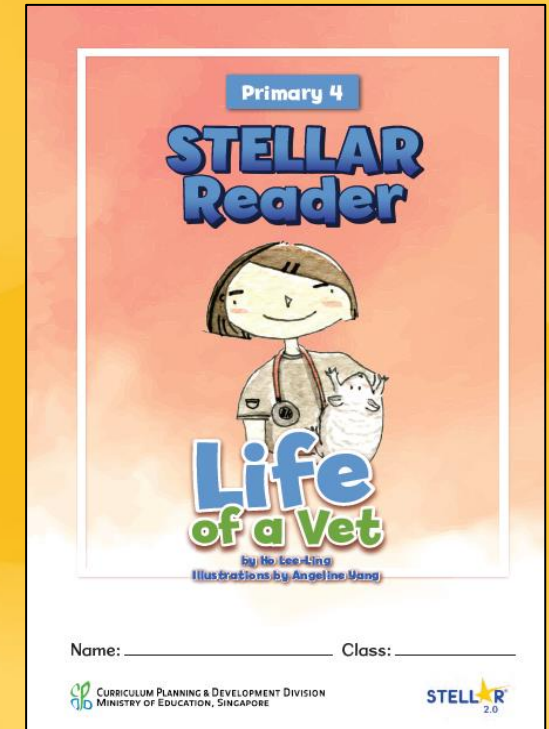
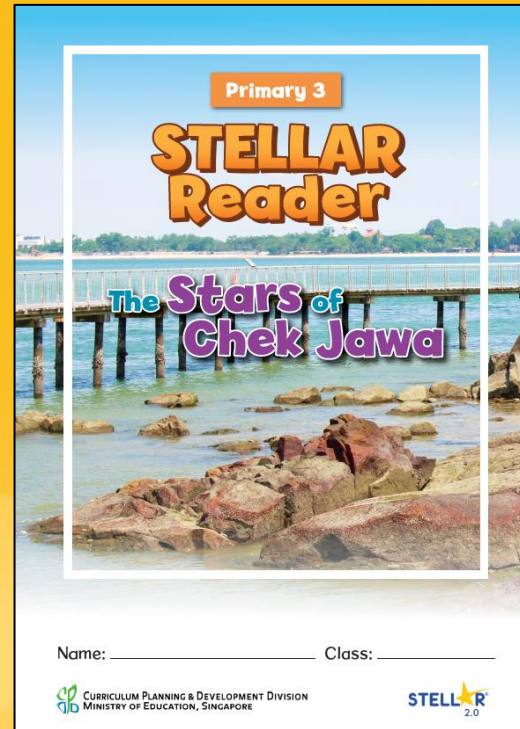

- ✓ Different perspectives
- ✓ Communicate confidently
- ✓ Collaborate towards shared goals

✓ Distinguish between truth and falsehood

- ✓ Explore real-world issues
- ✓ Synthesize information from different sources



P3 & P4 STELLAR



P3 & P4 ENGLISH ASSESSMENT



ASSESSMENT OVERVIEW

Primary 3 & 4	
Term 1	Weighted Assessment 1
Term 2	Weighted Assessment 2
Term 3	Weighted Assessment 3
Term 4	End of Year Examination



EL ASSESSMENT OVERVIEW

	Term 1	Term 2	Term 3	Term 4
All Levels	Formative Assessment			
Primary 3 & 4	Weighted Assessment			End of Year Examination 60% (All papers)
	10% (Paper 2 components)	15% (Paper 2 components)	15% (Composition)	



ENGLISH OVERVIEW

Primary 3 & 4 End of Year English Language Papers

Paper	Component	Marks	Weightage
1	Composition	20	20%
2	Language Use & Comprehension	50	50%
3	Listening Comprehension	14	14%
4	Oral Examination	16	16%
	Total	100	100%



P3 ENGLISH PAPER 1

By the end of P3, students are required to write a composition of at least 100 words.

- **Three connected pictures** and **helping words** will be given to guide them
- Students are to **give an ending** to the story



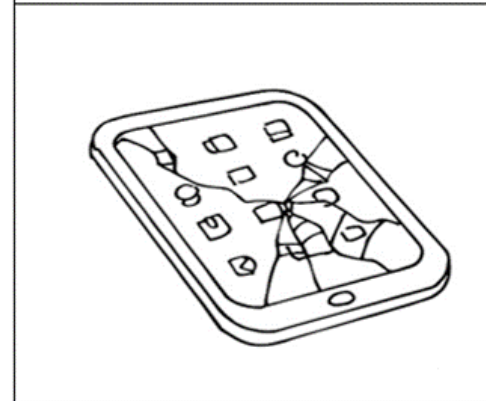
Task:

- One question (no option)
- Write a composition about the given **pictures**
- Give the story your own **ending**

Required response:

- Continuous writing of at least 100 words
- Students are to write the solution to the problem given in the picture
- Not compulsory to use the helping words given

Write a story of at least 100 words based on the pictures below. Give the story your own ending. You may use the words and phrases in the box.



library

revision

tablet

approached

tried to snatch

shattered

P4 ENGLISH PAPER 1

Students are required to write a composition of at least 120 words.

- Students are guided with a **topic**, **picture prompts** and **helping words**.



Task:

- One question (no option)
- Write a composition about the given **topic**
- Based on **1 or more of the 3 given pictures**
- **Pointers** provided
- Helping words provided

Required response:

- Continuous writing of at least 120 words
- Make use of at least 1 out of the 3 given visuals in any order
- Address the 4 pointers given in any order and include any other relevant points

Write a composition story of at least 120 words about **a brave act**.

The pictures, not arranged in sequence, are provided to help you think about this topic. Your composition should be based on one, two or all of these pictures.


Consider the following points when you plan your composition:

- What was the brave act about?
- Where did the incident happen?
- Who was/were involved in the brave act?
- What happened in the end?

You may use the points in any order and include other relevant points as well.

Helping words:

- notorious
- snarled
- heart was pounding
- head bobbing up and down in the water
- sprang into action



P3 ENGLISH PAPER 2

Language Use and Comprehension

Paper 2	Marks
Booklet A	19
Booklet B	31
Total	50



Booklet A (19 marks)

Component	Marks
Vocab MCQ	6
Grammar MCQ	8
Visual Text Comprehension	5

Booklet B (31 marks)

Component	Marks
Vocab Cloze	4
Grammar Cloze	8
Comprehension Cloze	5
Sentence Combining	4
Comprehension	10



P4 ENGLISH PAPER 2

Language Use and Comprehension

Paper 2	Marks
Booklet A	16
Booklet B	34
Total	50



Booklet A (16 marks)

Component	Marks
Vocab MCQ	6
Grammar MCQ	8

Booklet B (34 marks)

Component	Marks
Vocab Cloze	4
Grammar Cloze	8
Sentence Combining	4
Comprehension 1	8
Comprehension 2	10

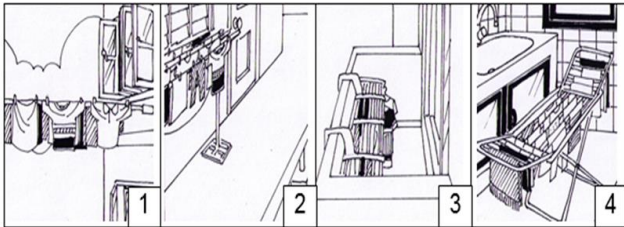


ENGLISH PAPER 3

Listening Comprehension (20 marks)

Part 1: Picture Matching

For Question 1 and Question 2, look at the set of pictures. I am going to read to you a sentence or a paragraph. Listen carefully. Then choose the picture that describes what I have read. Write the number 1, 2, 3 or 4 in the brackets provided.



Q1.....()

Picture-Matching

You have been assigned to buy the items for a class barbecue. Your class monitor is telling you what to buy. Take down some notes so that you will not forget what he says. This is what he says.

As you listen, take down the missing information by filling in each blank numbered Q5 to Q9 with **one word or a short phrase**.

Class Barbecue – Things to Note

Q5. Time to meet: _____

Q6. Charcoal: _____ packet/ packets

Q7. Number of tongs: _____

Q8. Other items to buy: Plates, cups, forks and spoons,

Note-taking

Listen carefully to the passage and answer the following questions. For each question, choose the correct answer and write the correct number in the brackets provided.

Q10. When will the National Badminton Competition be held? ()
(1) January
(2) March
(3) December

Q11. What was the school's achievement in the previous year's competition? ()
(1) They were champions.
(2) They were first runners up.
(3) They were second runners up.

Q12. Which of the following statement is not said by the coach? ()
(1) Daniel has made tremendous improvement in the past three years.
(2) The school team may win the title if they continue to train hard.

Comprehension



ENGLISH PAPER 4

Oral Communication

Reading Aloud (6 marks)

Stimulus-Based Conversation (10 marks)

Passage 4

It was the school holidays and John was extremely excited because his parents were taking him and his sister, Mary to Sentosa. John and Mary had been looking forward to this day for a long time. They had heard about Sentosa from their friends and had always wanted to go there. They wanted to see the attractions and have a picnic at the beach.

John asked his mother if they could spend the whole day there. His mother said they could do so only if the weather continued to be nice.

"I want to build sandcastles on the beach," Mary said excitedly.

"Let's have a challenge to see who can build the tallest sandcastle!" John said as he winked at his sister.

The weather stayed perfect the entire day. John and his family enjoyed themselves tremendously. John's father told him and his sister that if they do well in their examinations, they could come to Sentosa again.

Opening of Riverdale Food Court

Sunday, 24 October 2023

Opening Hours: 10 a.m. to 9p.m.

- More than 20 stores offering a wide range of local delights!
- Spacious eating area in our air-conditioned food court!



- Free ice cream for the first 200 visitors on our opening day!



Prompt 1 (Related to Picture) :

- Look at the poster. Would you visit Riverdale Food Court on its opening day? Why / Why not?

Prompt 2 (Related to Theme) :

- Do you like fast food? Why / Why not?
- What other food do you like to eat? Why?










Useful tips & Strategies for EL



Annotating a Narrative Text

ANNOTATING A NARRATIVE TEXT (P4)

I can annotate to keep track of my thinking as I read by making short notes and using these symbols:

Characters (who)	
Setting (where/when)	
Problem (what)	
Solution (what)	
Words we do not understand	
Referents (who / what it refers to)	
Questions	
What the text reminds me of	
Surprising information	

Students are encouraged to annotate:

- ✓ while reading a STELLAR text
- ✓ while reading a comprehension passage

English Oral: Reading Aloud

Students are assessed on:

- ✓ pronunciation and articulation
- ✓ fluency and rhythm
- ✓ appropriate expression



English Oral: Reading Aloud

Pointers

- Read **loud enough** for the examiner
- Read **clearly** and **confidently**
- Deliver with appropriate **variation of pitch and tone**
- Read **expressively** to convey the information, ideas and feelings



Strategies for Stimulus-Based Conversation

- **A**nswer
 - reply the teacher by answering the question in complete sentences
- **R**eason
 - give a reason for your choice
- **E**laborate
 - add in more details by elaborating



For Prompt 1

What is **A.R.E**

Answer the question.

Give a **R**eason for your answer.

Share an **E**xperience.



For Prompt 2

- Use **5W1H** to generate as many ideas as possible
- Share experiences/ views/ ideas



Points to Note

Themes tested could be based on:

- everyday/school experiences (e.g. classroom cleanliness, hygiene practices, CCA)
- values (e.g. showing care, being responsible)
- habits (e.g. keeping the school clean)
- essential general knowledge (e.g. environmental issues, 3Rs)




- Record and listen
- Read aloud to family members / friends
- Practice makes perfect!



Supporting your Child

READING

- Recommend books to your child
- Set aside time for reading for leisure
- Read a wide genre of text (fiction and non-fiction)



Supporting your Child



- Encourage and provide opportunities for writing (E.g. Journal Writing)
- Transfer what your child has read / experienced into writing
- Celebrate every success in writing and motivate them to write



Supporting your Child



- Take time each day to converse with your child
- Ask about your child's day beyond just question and answer.
- Encourage him/her to give more details (5W1H questions)
- Get your child to share his/her opinions on anything –current affairs, favourite things





Thank You!

FOR YOUR SUPPORT

Rivervale Primary

立伟

Succeed & Excel

