

Primary 6 Parent Engagement Session

23 January 2024

Follow us on Instagram!



We will be starting the session shortly.

We seek your cooperation on the following:



No videography
No photography



Presentation slides will be made available
on the school website at a later time.



Rivervale Primary

立伟

Succeed & Excel





P6 Parent Engagement Session

Video Conference Meeting Etiquette

1. Please turn on your video
2. Use earpiece for better audio clarity
3. Mute your microphone to minimize background noise for other participants.
4. Q&A session will be opened to the floor only after the presentation.
5. During the Q&A session, please type your questions using the chat function.





Objectives:

- To communicate school direction and partner parents in the holistic development of Riverlites
- To provide a platform for parents to dialogue and connect with Form Teachers



PROGRAMME

1. Vice-Principal's Address

2. Sharing by YH/AYH:

- **Highlights of 2024**
- **PSLE and Sec 1 Posting Must-Knows**
 - Achievement Level (AL) Banding & Subject Based Banding in Secondary School
 - Direct School Admission (DSA)
- **Student Well-Being**
 - Student Survey and Managing Stress
 - Growth Mindset
 - For Parents By Parents: Sharing by PSG

3. Interaction with Form Teachers (breakout room)



Vice-Principal's Address





Change



Preteens



physical

social

EMOTIONAL





are
onsistency
ommunication



Parent Hub

From pregnancy to raising a teenager, learn the ins and outs of raising a healthy child in this one-stop pregnancy and parenting platform for health information.

CONTRIBUTED BY
 Health Promotion Board
Health Promotion Board

you've got this!

HOME

WE'RE EXPECTING

0 - 2 YEARS

3 - 6 YEARS

7 - 12 YEARS

TEENS

EVENTS

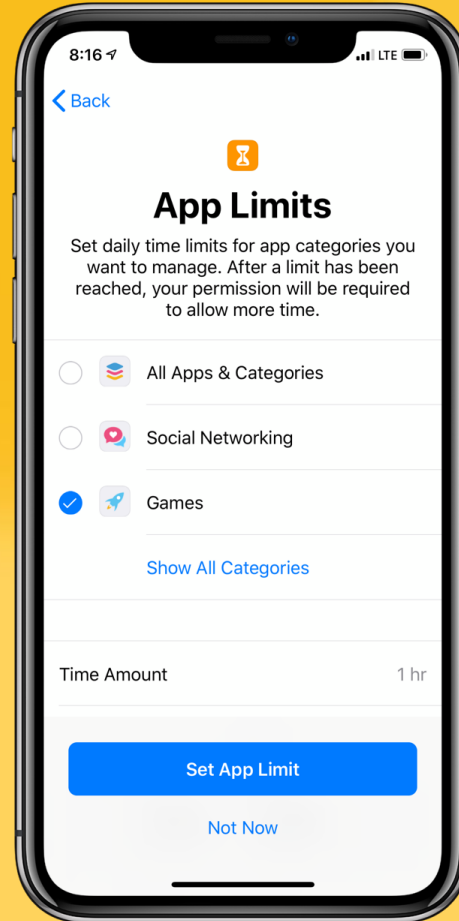
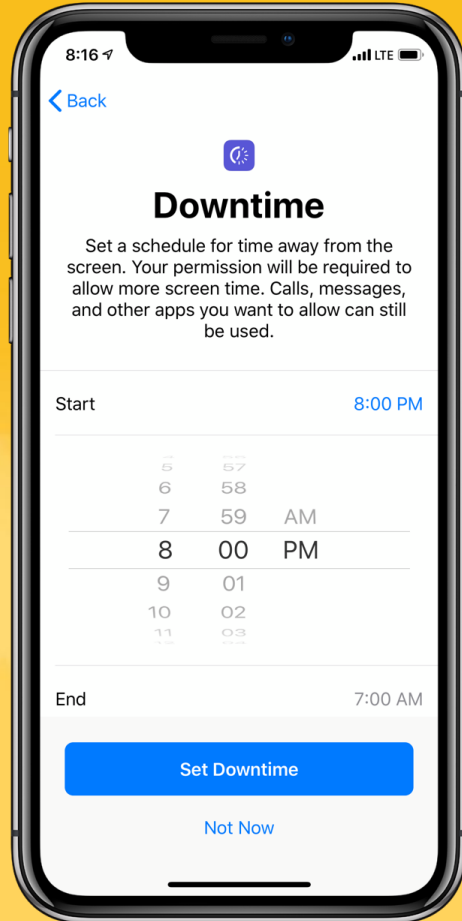
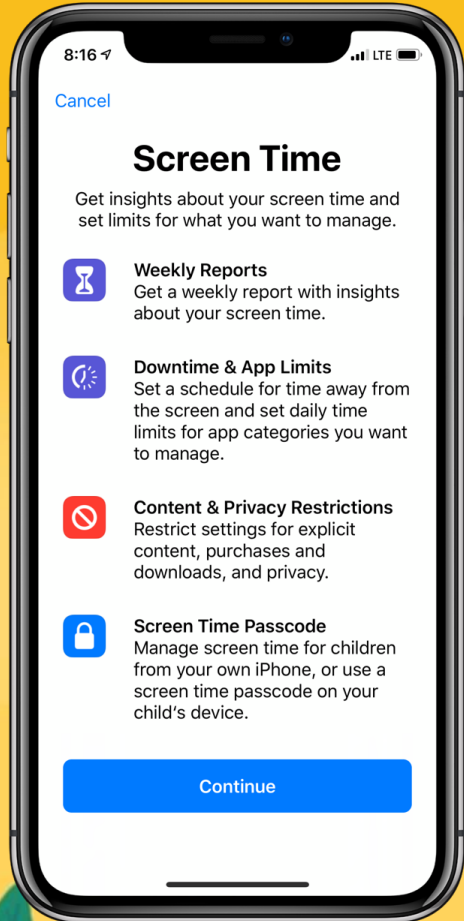


4 Tips

1. Create shared experiences
2. Engage in activities not involving mobile gadgets
3. Set boundaries
4. Limit screen time



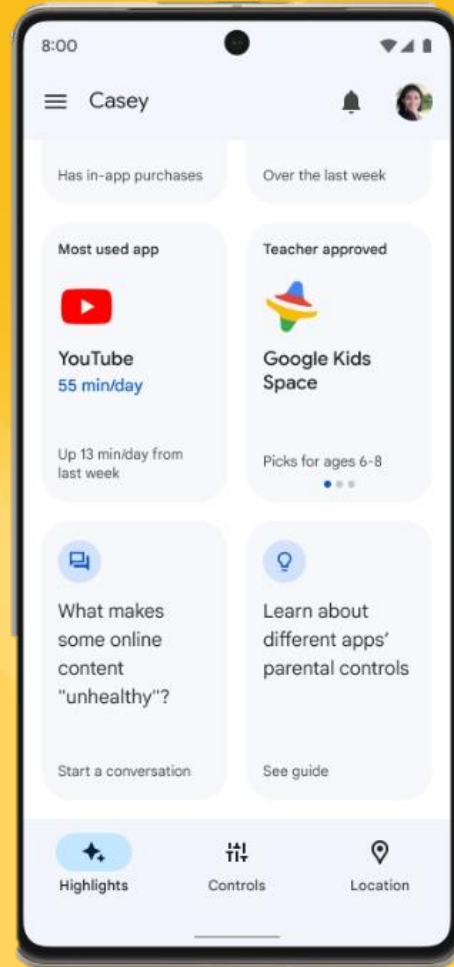
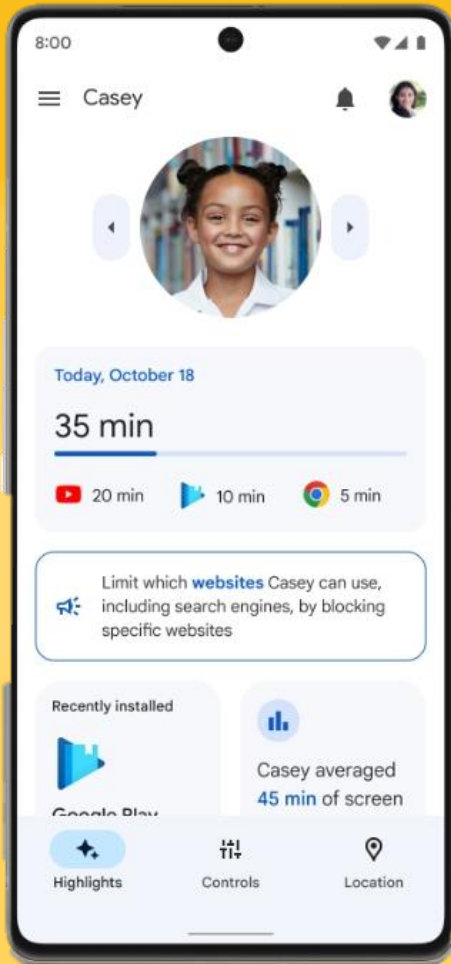
IPhones



- Go to Settings
- Select Screen Time
- Choose child's name under Family
- Tap Turn on Screen Time
- Tap Continue



IPhones or Android Phones



Google Family Link

- Open Family Link app
- Select child
- Tap Controls App Limits
- Select the name of the app you want to allow or block

Your Child's First Influencer

- **Video Source:**

https://www.youtube.com/watch?v=8ggKZcn72_k



Home-School Partnership


- Modes of communication: Email or call school / teacher
- Reasonable response time
- Seek clarifications



Thank you 😊



Highlights of 2024



Highlights of 2024

	Primary 6
Term 1	<ul style="list-style-type: none">• Term 1 Weighted Assessments (11 – 25 Feb)• Learning Journey to Science Centre (7 Mar)
Term 2	<ul style="list-style-type: none">• DSA Application (Apr)• Learning Journey: Watch a play (PM: 2/4 Apr)• Student-Led Conference (17 Apr)• Term 2 Weighted Assessments (28 Apr – 12 May)
Term 3	<ul style="list-style-type: none">• CCA stand-down• P6 Prelim Oral and Listening Comprehension (Oral: 25 – 26 Jul/ LC: 2 Aug)• PSLE Oral (13 – 14 Aug)• P6 Prelim (19 – 23 Aug)
Term 4	<ul style="list-style-type: none">• PSLE (LC: 13 Sep; Written: 26 – 30 Sep, 1 – 2 Oct)• Post PSLE Programme





Supplementary & Enrichment Classes/ Workshops

- Motivational Programme
 - 18 Mar, 24 Jun, 15 Jul, 16 Sep
- Supplementary Lessons (during school holidays)
 - 20 to 21 Jun and 5 to 6 Sep
- Post PSLE Programme
 - Sports, Aesthetics, Coding (ALP)





Student-Led Conference

(17 Apr, 7.30 a.m. – 1.30 p.m.)

- Face-to-Face meeting with parents to engage parents in conversations about child's social and academic progress or needs.
- More information will be sent via PG closer to the date.





AMAA

23
JAN
8 - 9PM

Unlocking the Secrets of Quality Sleep for Our Children



Sign up here



Dr Ting Chun Yi
Associate Consultant,
Respiratory Medicine Service,
KKH



Ms Pamela Chong
Host
Parent of 2



Dr Tan Yi Hua
Consultant,
Respiratory Medicine Service,
KKH



<https://go.gov.sg/amma-sleep3>





Managing and Monitoring Screen Time

<https://www.schoolbag.edu.sg/story/13-and-ready-for-social-media-or-not>

Adapted from Betterinternet.sg

Does your child understand concepts like relationships and reputations?

Your child should be able to tell apart a real friend from someone who 'follows' them online. Otherwise, they may be pressured into making choices like cyber-bullying or sexting (i.e., sending or receiving sexually explicit photos or texts, of themselves or someone else) to fit in.



Are they able to manage their time?

Is your child able to balance schoolwork and play time? Make sure they show good time-management skills before letting them use social media.



Do they obey the rules you set them?

If your child often breaks your rules on chores, homework, or bedtime, they might not be ready for rules on how to behave in a much more complicated online space.



Is your child confident?

Social media can be hard on anyone's self-esteem, so make sure your child shows self-confidence before letting them use it. One easy way to test this is to ask them to say three good things about themselves.



© Ministry of Education, Singapore. All Rights Reserved.

Your Handy Guide to Cultivating Healthy Screen Use in Children

Tips on healthy screen use for your family!

- Manage Your Child's Screen Use**
 - Consider the needs of your child when setting boundaries of screen use as a family. Discuss with your older child where necessary.
 - Have a plan that balances screen use with other activities.
- Model Healthy Media Habits**
 - Review your own media habits.
 - Encourage daily 'screen-free' times, especially during family meals or when interacting with one another.
- Encourage Meaningful Screen Use**
 - Discuss with your child about what he/she is viewing.
 - Prioritise active screen use that engages your child over passive screen use that does not require him/her to think or interact.

0 to 18 months

- Discourage any screen use (unless it is for interactive video chatting) because the early years are a critical period for your child's brain development.

AVOID...

- Background screen use (i.e. having devices turned on in the background even when your child is not watching them)

1.5 to 6 years

- If your child is aged between 1.5 to 3 years, try to limit screen use to less than one hour a day.
- Carefully choose age-appropriate and educational content for your child.
- Watch media together with your child, and talk to your child about the content to keep him/her engaged.

AVOID...

- Screen use during mealtimes and one hour before bedtime
- Background and passive screen use (i.e. screen use without thought, interaction or learning)

7 to 12 years

- Discuss with your child and create a timetable that strikes a healthy balance between screen use and other activities such as school work, physical exercise and sleep.
- Have discussions about harmful influences of online activities with your child. Take appropriate steps if your child has difficulty regulating screen use.

AVOID...

- Screen use during mealtimes and one hour before bedtime

Developed by local paediatricians, academics, and representatives from ministries and agencies. For more information, refer to Guidance on Screen Use in Children at <https://go.gov.sg/msh-screenadvisory>

<https://www.healthhub.sg/programmes/parent-hub/primary>

The Complete Screen Time Parental Control App

OurPact is the most comprehensive parental control app and family locator, perfect for families of any sizes.

[SIGN UP FOR FREE](#) [DEMO](#)

Free to Use

Supporting Student's Learning

3. Self-Directed Learning

ENGLISH	MATHEMATICS	SCIENCE
<p>An application supported by National Library Board (NLB) for students to borrow digital/ audio books and boost the love of reading and the language.</p> <p>https://libbyapp.com</p>	<p>The online learning platform subscribed by the school to boost skills and confidence in Mathematics. Accessible to all students.</p> <p>https://www.koobits.com</p>	<p>A website created by the science teachers of Rivervale Primary School that pools together learning resources created both in-house and from external sources.</p> <p>https://rivervalescience.wixsite.com/2020</p>



Supporting Student's Learning

3. Self-Directed Learning

Chinese	Malay	Tamil
<p>Online learning portal to boost reading, comprehension, and oral skills</p> <ul style="list-style-type: none">• https://www.zbschools.sg• https://www.ezhishi.net	<p>Developed by the Malay Language Centre of Singapore, MOE, these apps encourages the learning of Malay Language through games.</p> <ul style="list-style-type: none">• Pintar Peribahasa• Cerita Rakyat Nusantara	<p>Subscribed by the school for P6 students only, Pazhahutamil is an online portal for students to learn and revise their Tamil syllabus content</p> <ul style="list-style-type: none">• https://pazhahutamil.com/login/index.php



PSLE

& Secondary School Postings Must-Knows




FROM T-SCORE TO SCORING BANDS

STANDARD		FOUNDATION	
AL	RAW MARK RANGE	BAND	RAW MARK RANGE
1	≥ 90		
2	85 – 89		
3	80 – 84		
4	75 – 79		
5	65 – 74		
6	45 – 64	A	75 – 100
7	20 – 44	B	30 – 74
8	< 20	C	< 30

Elena PSLE Score **14**

PSLE Subject	AL Score
English	2
Math	2
Foundation Science	ALA = 6
Mother Tongue Language	4

HOW THE S1 POSTING SYSTEM WORKS



CHOICE ORDER Of schools matters more

- Students continue to have six choices in selecting their secondary schools.
- Similar to past years, students continue to be posted to a secondary school based on academic merit, i.e., PSLE Score, and their school choice order.
- If there are two or more students with the same PSLE Score vying for the last remaining place(s) in a school, the following tie-breakers will be used in the following order:
 1. CITIZENSHIP
 2. CHOICE ORDER OF SCHOOLS (New tie-breaker from 2021 onwards)
 3. COMPUTERISED BALLOTING



Tie-breakers

in the new S1 Posting System

Tie-breakers are used only if there are two or more students with the same PSLE Score vying for the last available place(s) in a school.

Here's a simplified example.

5 students are vying for the last places in the schools of their choice.

Students with better scores will be posted first


Tie-breaker #1: Citizenship

Tie-breaker #2: Choice order of schools


Tie-breaker #3: Computerised balloting

Jane
Singapore Citizen
16 pts

SCHOOL CHOICES:
1) Sch A
2) Sch ...
3) Sch ...
4) Sch ...




Jane has a better PSLE score. She will be posted first, to **School A**.





Bryan
Singapore Citizen
20 pts

SCHOOL CHOICES:
1) Sch B
2) Sch ...
3) Sch ...
4) Sch ...




Bryan, Mary, Alan and Rina have the same score.

Bryan and Mary are Singapore Citizens. They will have priority to enter **School B**.





Because Bryan ranked School B higher than Mary, he will be posted to **School B**.




Mary
Singapore Citizen
20 pts

SCHOOL CHOICES:
1) Sch A
2) Sch B
3) Sch C
4) Sch ...




Since Bryan has taken the last place in School B, Mary will be posted to **School C**.



Alan
Permanent Resident
20 pts

SCHOOL CHOICES:
1) Sch A
2) Sch B
3) Sch D
4) Sch ...




As Jane has taken the last available place in School A, Bryan, Mary, Alan and Rina will vie for the last available place in their next choice, **School B**.

Alan and Rina will be tie-broken out as they are Permanent Residents. They will be considered for their next choice, **School D**.


Alan and Rina have both ranked School D as their third choice. They will go through computerised balloting to vie for the last remaining place in **School D**.

Through computerised balloting, Alan is posted to **School D**.




Rina
Permanent Resident
20 pts

SCHOOL CHOICES:
1) Sch A
2) Sch B
3) Sch D
4) Sch E



Since Alan has taken the last place in School D, Rina will be posted to her fourth choice, **School E**.



USE OF HIGHER CHINESE LANGUAGE (HCL) FOR ADMISSION INTO SPECIAL ASSISTANCE PLAN (SAP) SCHOOLS



HCL POSTING ADVANTAGE FOR ENTRY TO SAP SCHOOLS WILL CONTINUE

Students who obtained a Distinction/Merit/Pass for HCL at the PSLE and an overall PSLE Score of 14 or better will receive a posting advantage when applying to SAP schools.

Students will be considered for admission to SAP schools in the following order:

1st  7 NO HCL

2nd  8 DISTINCTION

3rd  8 MERIT

4th  8 PASS

5th  8 NO HCL

6th  9 DISTINCTION

Students with better PSLE Scores will be posted first, even if they did not take HCL

Amongst students with the same PSLE Score, those with better HCL grades will be posted first

- Students' HCL results are denoted as 'D' (Distinction), 'M' (Merit) or 'P' (Pass).
- Students who obtain (i) a Distinction / Merit / Pass in HCL and (ii) a PSLE Score of 14 or better are eligible for posting advantage to SAP schools.
- Students are ranked taking into account their performance in HCL.
- This posting advantage applies before the tie-breakers for S1 Posting.

**My child is
entering secondary
school soon!**



Ministry of Education
SINGAPORE



**Full Subject-Based
Banding (Full SBB)
will be rolled out in
secondary schools
by 2024.**

**Find out what your
child could look
forward to.**

Full Subject- Based Banding (SBB)



What is Full Subject-Based Banding?

- Full Subject-Based Banding (Full SBB) is part of MOE's ongoing efforts to cater to the different strengths and interests of our students.
- Under Full SBB, there will **no longer be separate Express, N(A), and N(T) courses.**



What is Full Subject-Based Banding?

- Subjects offered in secondary school will be known as **G1, G2, G3** (G stands for General), mapped from today's N(T), N(A) and Express standards respectively.
- Students can take different subjects at G1, G2 and G3 based on their strengths, interests and learning needs.
- Under Full SBB, the GCE O- and N-Level will be replaced with the new Singapore-Cambridge Secondary Education Certificate (SEC) examinations.



What is Full Subject-Based Banding?

- For more information on Full SBB, please visit:

<https://www.moe.gov.sg/microsites/psle-fsbb/full-subject-based-banding/main.html>

<https://www.youtube.com/watch?v=FGjXIsTBRN0&t=35s>




Direct School Admission (DSA)



Overview of DSA

- Direct School Admission for secondary schools (DSA-Sec) allows students to **gain direct entry** to certain secondary schools **based on their talent** in sports, CCAs and specific academic areas.

The school's programmes, subjects and CCAs that interest them



Location and transport options



School culture



Eligibility

- Primary 6 students can apply for DSA-Sec based on a **wide-range of talents**, including:
 - Sports and games
 - Visual, literary and performing arts
 - Debate and public speaking
 - Science, mathematics and engineering
 - Languages and humanities
 - Uniformed groups
 - Leadership (for example, prefects)



DSA Timeline

Apr

- Explore the list of schools that offer DSA and their programmes

May -
Jun

- Apply for the preferred schools through the DSA-Sec portal

Jul -
Aug

- Shortlisted students to attend interviews, auditions or trials

Mid
Sep

- Selected students will receive offers from the schools directly

End
Oct

- Selected students to submit their school preferences through the DSA-Sec Portal

End
Nov

- Admission will only be confirmed when the PSLE results are released

Student Development



Term 1 Check-In Survey

I almost fail my subject and I am scared I do bad for my end year as it going to be way harder than P5

I am nervous and scared about PSLE

I'm excited as i get to meet my friends and teachers again.

I am excited for school but scared of PSLE

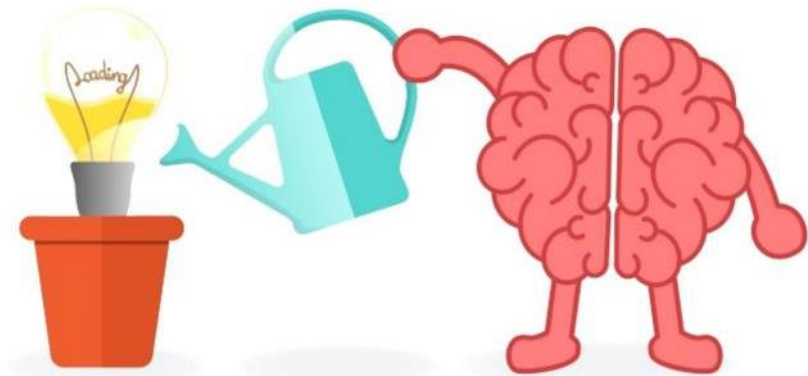
P5 has been exciting and new. I like my new class and though we faced challenges, we were able to overcome them. And I am excited to know what else p5 holds.

Term 1 Check-in Survey (P5 to 6)

**Term 1
Check-in Survey**



Student Development: GROWTH mindset



What is GROWTH Mindset?

GROWTH MINDSET

- The belief that with practise, perseverance and effort, people have **limitless potential to learn and grow**
- Assumes that intelligence and other qualities, abilities and talents can be developed with effort, learning and **dedication over time.**




Why **GROWTH** Mindset?

- The school recognises the importance of developing student's innate motivation so that they enjoy learning and continue to learn beyond the formal curriculum.
- **Growth Mindset** focuses on the importance of embracing challenges, persisting in the face of obstacles and learning from mistakes.
- By changing the way students think, we can change the way they learn.



GROWTH MINDSET mantra

1. Everyone Can Learn!



2. My Brain is a Muscle That Grows



Promoting GROWTH Mindset at home...

1. Tell Your Child How Their Brain Works

When a child learns that their **brain will continue to learn and grow**, they're more likely to let that happen, rather than accepting that they can only learn or know so much.

2. Be A Growth Mindset Role Model

To help your child develop a growth mindset, you should model one, **yourself**.

3. Praise Your Child's Effort

Focus on the process. If children learn that only the outcome matters and not the effort behind it, they'll never think they can do more or try harder to change that outcome.




2024

Semester 1:

**A Goal
without a
Plan**

is just a Wish



Semester 2:

**I
Got
This!**



GROWTH Mindset: A Goal without a Plan is just a Wish

For students to become active participants in the learning process, a learning experience needs to have a reason; with clearly defined and achievable goals.

Goal setting can:

- increase active participation and engagement,
- higher-order thinking, and
- create positive attitudes and behaviours



Teaching Your Child How to Set Goals

- Video Source:

[https://www.youtube.com/watch?v= 0pvhdejMX8](https://www.youtube.com/watch?v=0pvhdejMX8)



GROWTH Mindset: A Goal without a Plan is just a Wish



What *exactly* are you trying to achieve?

How will you know when you've achieved it?

Is it genuinely possible to achieve it?

Does it contribute to your agency's revenue growth?


When do you want to achieve this by?



For Parents By Parents:

Sharing by PSG





PSG SHARING FOR P6 PARENTS

By : Chris Fidelis

HOW DID WE PREPARE?



- ❖ Set realistic goals & expectation.
- ❖ Identify strengths; encourage to continue working on them.
- ❖ Identify shortcomings; provide additional support to look for areas of improvement.
- ❖ Built assurance that P6 is yet another school year & that he is already half prepared for the PSLE, due to the 5 years of study & hard work that he had put in.
- ❖ Followed same study pattern, already established from P5.
- ❖ As a parent, being involved in this journey gave my child the reassurance that he has me to lean onto.



HOW DID I PREPARE

- ❖ Be prepared for playfulness
- ❖ You will have moments where your child will act like the child you have always known & suddenly turning into a little adult right in front of you.
- ❖ Peer influences on school selection. Do not ignore, be open to listen.
- ❖ Explore DSA opportunities.



- ❖ No change in routine due to PSLE.
- ❖ Not part of any PSLE FB or Telegram groups. I had 2 friends who I was in touch with ,for advice or doubts.
- ❖ Be realistic ,gauge your child's capability & aim for viable PSLE score.
- ❖ Familiarize on the scoring system. I did a thorough research of the schools & created an assorted list with broader PSLE score range.
- ❖ Appreciate small wins especially if its their weak area of expertise.
- ❖ Cognizant about tween behaviors.
- ❖ Periodic check-in to monitor change in behavior.
- ❖ Resolve conflicts in a calm manner.

Secondary School



Our Criteria


- ❖ PSLE score range
- ❖ School offering MT
- ❖ Travel time not more than 30 minutes.

Motto

Always Do Your Best






SCHOOL PARTNERSHIP



- ❖ Stress-free environment at school.
- ❖ Teachers were always ready to support & answer any queries.
- ❖ After June , focus was on revision & practicing past year papers. This was helpful.
- ❖ By August , I had written to each subject teacher individually to ask for feedback & advice . Each of the teachers called me promptly to share their feedback & recommendation. This was helpful to understand my child's progress better.
- ❖ The school gave a sense of belonging vibe ,as the young children prepared for their very first national examination.



ALL THE BEST!



Everybody is a genius.
But if you judge a fish
by its ability to climb a tree,
it will live its whole life
believing that it is stupid.

– Albert Einstein

Parent's Support



“No school can work well for children if parents and teachers do not act in partnership on behalf of the children’s best interests.”

~ Dorothy H Cohen



Q & A

Please type your questions using the chat function.



Interaction with Form Teachers



Interaction with Form Teachers

- Join the respective breakout rooms according to your child's class.
- Your child's Form Teachers will be in the rooms to interact with you.
- You may leave the meeting at the end your interaction with the Form Teachers

6RESPECT	Mr Razif
	Ms Choy Yin Lam
6RESPONSIBILITY	Mr Lim Ze Wei
	Mdr Roy Loy
6RESILIENCE	Mrs Geraldine Lim
	Mr Khair
6INTEGRITY	Mdm Ng Mui Chin
	Mr Yee Siong Yew
6CARE	Mdm Chan Pui Yong
	Mdm Ong Wei Kei
6HARMONY	Mrs Amy Thomas
	Mdm Lu Wanmin





Thank You!



FOR YOUR SUPPORT

